



# Veran CofE Primary

## School News

Friday 12th June

Veran, Truro, Cornwall, TR2 5QA

[veran.secretary@celticcross.education](mailto:veran.secretary@celticcross.education)



Dear Parents and carers,

I hope everyone is well and feeling positive in these continuing strange times.

It feels odd to be getting used to a new 'normal' after just one full week but the children who are in school have settled in to their new regimen with positivity and a very sensible approach. I am extremely proud of them all and also incredibly grateful to all the staff at school who have been just wonderful in facilitating our successful reopening.

I know that the road ahead for those of you still at home may feel uncertain, but hopefully things may become clearer in the weeks to come and we will have an idea of what things will look like in schools.

Those of you accessing home learning, please make sure that you keep in contact with your child's teacher and ask them for support if needed. They are happy to help you through any problems or concerns, but you do need to ask.

It has been lovely to see pictures of children at home. Not only does it let us see your smiling, happy faces, but it also lets us know what you have been up to recently. Please keep sending these in via your teacher so they can be shared on Class Dojo and also put onto the newsletter.

I hope you all have a lovely week, with all my very best wishes,

Caroline Jarrett.

## Year 6 Community Project

YEAR SIX ARE EMBARKING ON THEIR COMMUNITY PROJECTS - this is an initiative whereby Year Six are completing projects to improve the school learning environment.

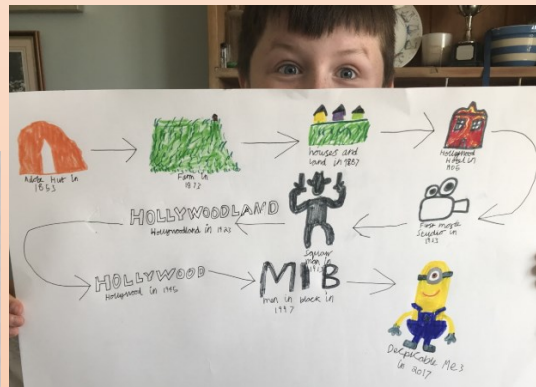
The first very ambitious project is to paint the sheds and the benches so that they look more attractive and to preserve them - as some are looking a little worn!




If anyone would like to donate any money to this project we would be delighted and you could even have a little symbol included in the design to recognise your contribution.

If you have any used spare garden paint that you no longer need we are looking for bright shades to cheer things up! Tins can be left by the village hall gate entrance to our play-ground where we can wipe them down before use. Thank you for your ongoing support!

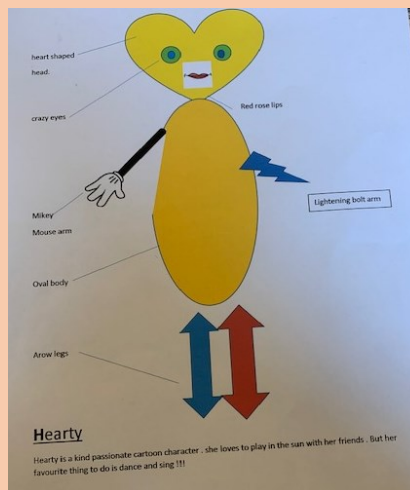
As part of our topic on North America we have been learning about the development of Hollywood. This is an iconic example of human geography.




Hollywood stars





Owen and Charlie made flow charts of the development of Hollywood.



Marie  
Personality  
Marie believes herself to be quite the little lady, and so tries to copy the elegance of her mother, Duchess to a point. She can be somewhat spoiled and is quick to tease on her brothers when things don't go her way. Although Marie makes an effort to appear ladylike, she does enjoy the occasional tumble with her beloved siblings and has a curiosity once Thomas or Mandy opens her eyes to the wonders of Paris.  
Physical appearance  
Marie is a small, white, purebred, Turkish Angora kitten. She has long, white fur and bright blue eyes with long, lashes. She looks like her mother, her nose and paw pads are light pink. And she has 4 whiskers on either side of her face. Marie wears a large pink bow around her neck and another pink bow which is decorating tufts on her head.



Amy, Ellie K, Eden and Ysella looked at Hollywood and Disney in their pieces of work.







WOW! An amazing effort by Year 6 and the generosity of children throughout the year.

Year 6 will be donating £19 to charity. The £19 is the sum of all of the coppers and five pences they have raised through their fundraising activities through the year. They have chosen the Foodbank as this has been such a lifeline for families thrown into hardship during the pandemic.

The rest of the money is usually spent on a treat in the form of a trip - but this year the girls have purchased their leavers hoodies, as it is still unclear whether anywhere will be open in time.



Reading continues to be a high priority for us, both in school and in our home learning.

Here is a book cover of one of the books Freddie has enjoyed. Freddie has also written a mini-novel to be shared next week. Have a look overleaf at our mini-novel from Charlie inspired by all his reading!

Benjie is teasing us with yet more delicious home bakes....perhaps a future career Benjie?!



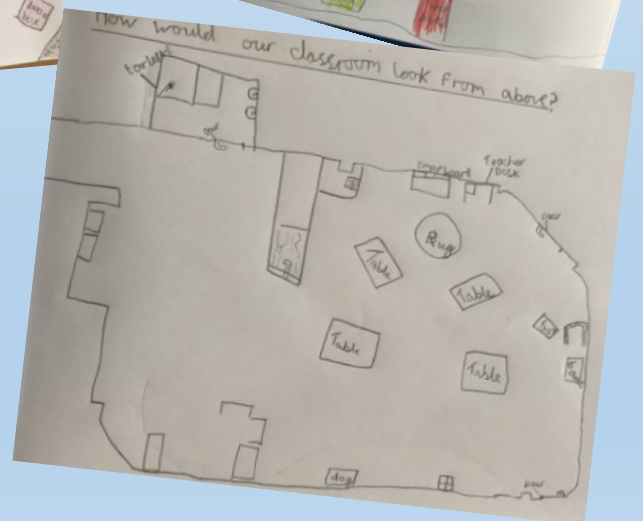





Carne class bubble: Our topic is Journeys. We have been learning about maps and what a birds eye view looks like.



We had a go at making a plan of the classroom and planted seeds in our NHS and Key workers Appreciation Garden .



We've also enjoyed lots of laughs trying out tongue twisters and took part in a mindful drawing session outside . We are reading the book "The Boy Who Made The World Disappear" and it's getting very exciting!

## What are the dangers for kids at the beach?

Without you by their side, children are vulnerable at the beach. They need you to protect them from the sea's unpredictable waves, rip currents and cold water. And, this summer, fewer lifeguard patrols will be on hand to supervise or rescue your family.

## What do you need to avoid?

Don't use inflatables - they get swept out to sea, with you or your child on them. And watch out for rip currents.

Every beach is different, so make a point of reading any safety signs.

## What if you do get into danger?

If you have your mobile phone, call 999 and ask for the Coastguard, and they will send help. Leave difficult rescues to the lifesavers. If there are lifeguards nearby, alert them. If you or your children are struggling in the water, remember: FLOAT TO LIVE.

## What rescue teams are available?

Although there won't be lifeguard patrols on every beach, RNLI lifeboat crews, MCA Coastguards and helicopters are at the ready to answer every call for help, 24/7.

The RNLI is a charity - we rely on donations to equip, train and support our lifesaving services around the coast.



Follow this link to watch a video guide on how to float. (Parents; you may wish to watch first to decide whether it is suitable for your child).

<https://rnli.org/pages/beach2020?>



Some beaches this summer may not have their usual lifeguard presence. Please take extra care and follow the advice on the RNLI website. The links on this page will help you teach your children water safety from home. Have fun, be safe.



<https://rnli.org/safety/know-the-risks/rip-currents>

## If you do find yourself caught in a rip:

- Don't try to swim against it or you'll get exhausted.
- If you can stand, wade don't swim.
- If you can, swim parallel to the shore until free of the rip and then head for shore.
- Always raise your hand and shout for help.

If you see anyone else in trouble, alert the lifeguards or call 999 or 112 and ask for the coastguard.



<https://rnli.org/youth-education/education-resources/activity-sheets-and-posters>

<https://rnli.org/youth-education/water-safety-from-home>